

COMPASS

CHEWINGS FESCUE



COMPASS

CHEWINGS FESCUE

DENSE-DARK-DISEASE RESISTANT

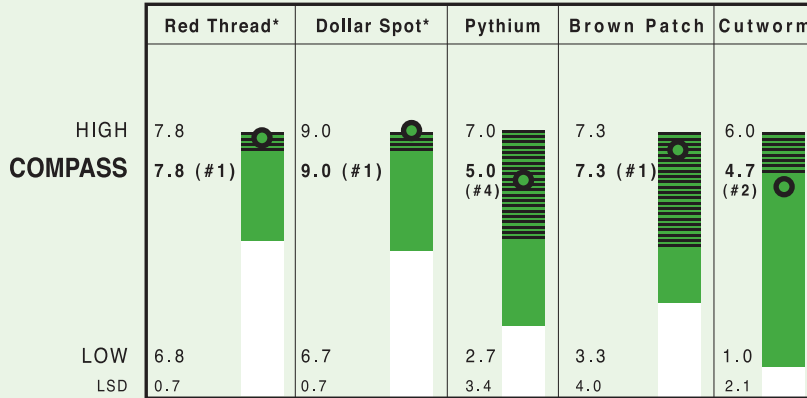
- DARKER COLOR
- SUMMER STRESS TOLERANT
- IDEAL FOR UNMOWN OR ENVIRONMENTALLY SENSITIVE AREAS
- IMPROVED DISEASE AND PEST CONTROL

Compass is a darker green chewings fescue with improved disease and summer stress tolerance. It features a slightly broader leaf than other fescues to enhance its compatibility with perennial ryegrass and kentucky bluegrass in cool season or overseeding mixtures.

Compass is tolerant of the closer mowing heights typical of fairways. It better maintains its density under stress and combined with good disease resistance, forms a tighter stand to crowd out weeds. Its compact height and attractive seed head design contribute to a wavy dunes look in unmown areas.

Compass is best utilized in shaded and lower fertility applications, as well as in poly specie turfgrass mixtures in cool season regions. It is also suggested for winter overseeding programs where natural spring transition enhancement is desired.

IMPROVED PEST RESISTANCE



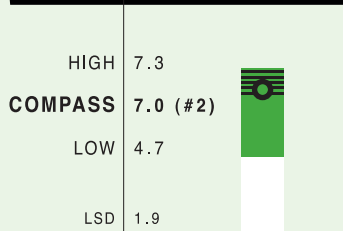
Compass demonstrates improved resistance to a broad spectrum of troublesome diseases and insects. The result is a uniform more attractive turf throughout the growing season.

2003 NTEP *05-03, 06-04. 1-9, 9 = no attack ● Denotes MVS Variety Ranking ■ Denotes Top LSD Range ■ Denotes Range of Values Measured

AREAS OF USE

- GOLF COURSE ROUGHS
- LAWNS, PARKS
- SLOPES
- UNMOWN SWARDS
- ELITE TURFGRASS MIXTURES
 - FOR SHADED, DRY, OR LOW FERTILITY AREAS
 - FOR DORMANT OVERSEEDING

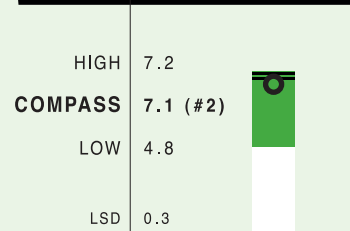
WEED INVASION



Compass aggressively fills-in, forming a denser more durable stand that doesn't allow weeds to easily invade.

2003 NTEP. 1-9: 9 = no weeds

TURF COLOR



Compass exhibits a genetically darker green color that blends better with other cool season grasses and reduces the need for higher levels of fertility to produce an attractive stand.

2003 NTEP. 1-9: 9 = turf color

SEEDING AND OVERSEEDING Broadcast seed at 4-5 lbs per 1000 sq.ft. whenever soil temperatures are above 60°F. Large expanses for erosion control, slopes, or open turf area can be seeded at a rate of 160-200 lbs per acre depending on the density desired.

MAINTENANCE Compass performs over a wide range of environments, soil types, and fertility levels. For best results a minimum of 2-3 lbs of nitrogen should be applied annually during the cool season. Recommended cutting heights range from 1/2 - 2 in. depending on the level of maintenance and turf stand desired. On winter overseeded greens it can be mowed down to 0.125 in. alone or in combination with ryegrass and poa trivialis. Verticutting or dethatching may prove helpful to open up older turf and speed breaking dormancy in spring.

AUTHORIZED DEALER



PROGRESSIVE-RELIABLE-SERVICE DRIVEN.
We're anxious to put our experience and resources to work for you. Contact us today!

8955 Sunnyview Rd. NE Salem, OR 97305 • Phone: 503 588 7333
Fax: 503 587 8688 • Email: sales@mtviewseeds.com • www.mtviewseeds.com